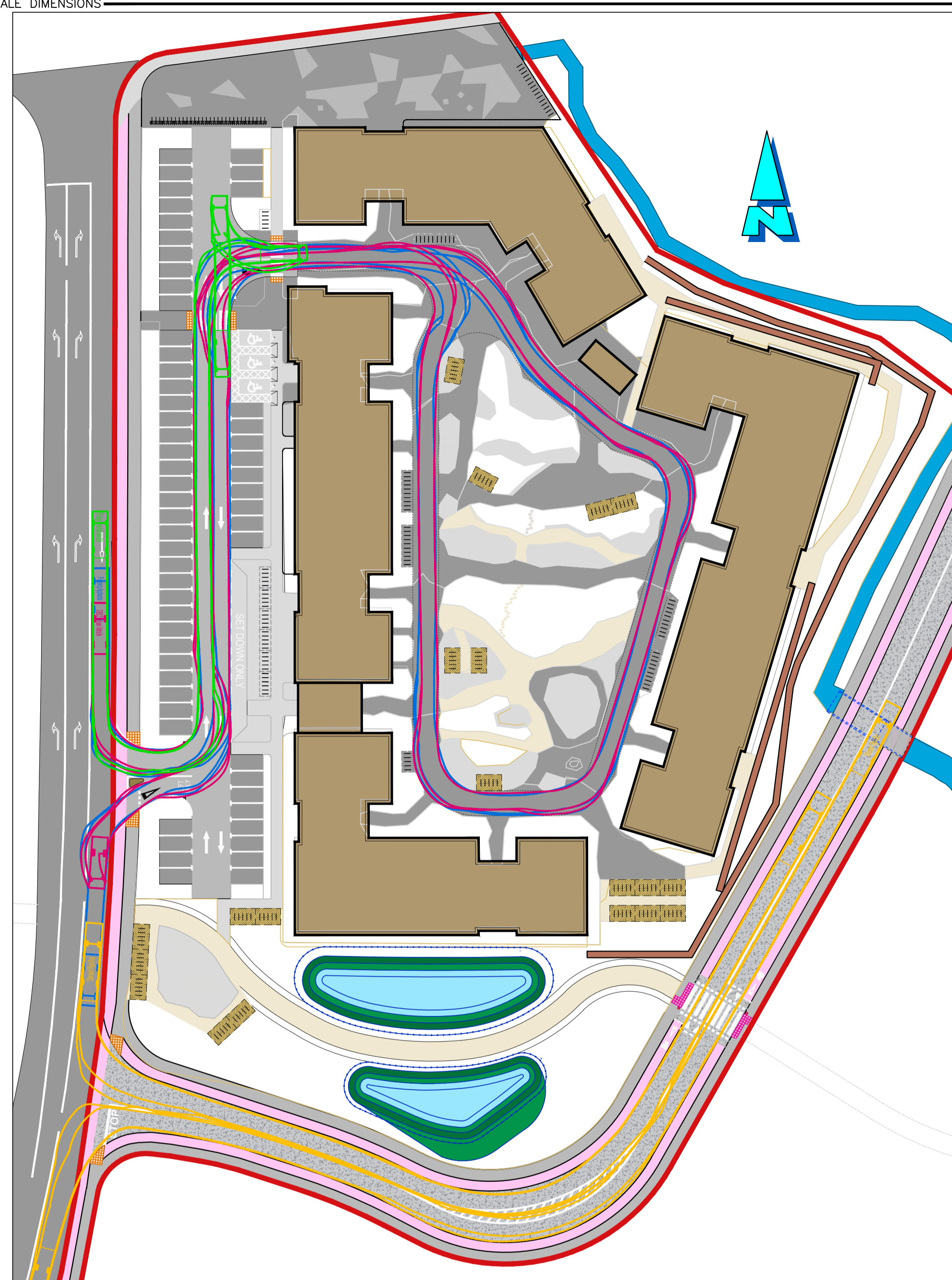
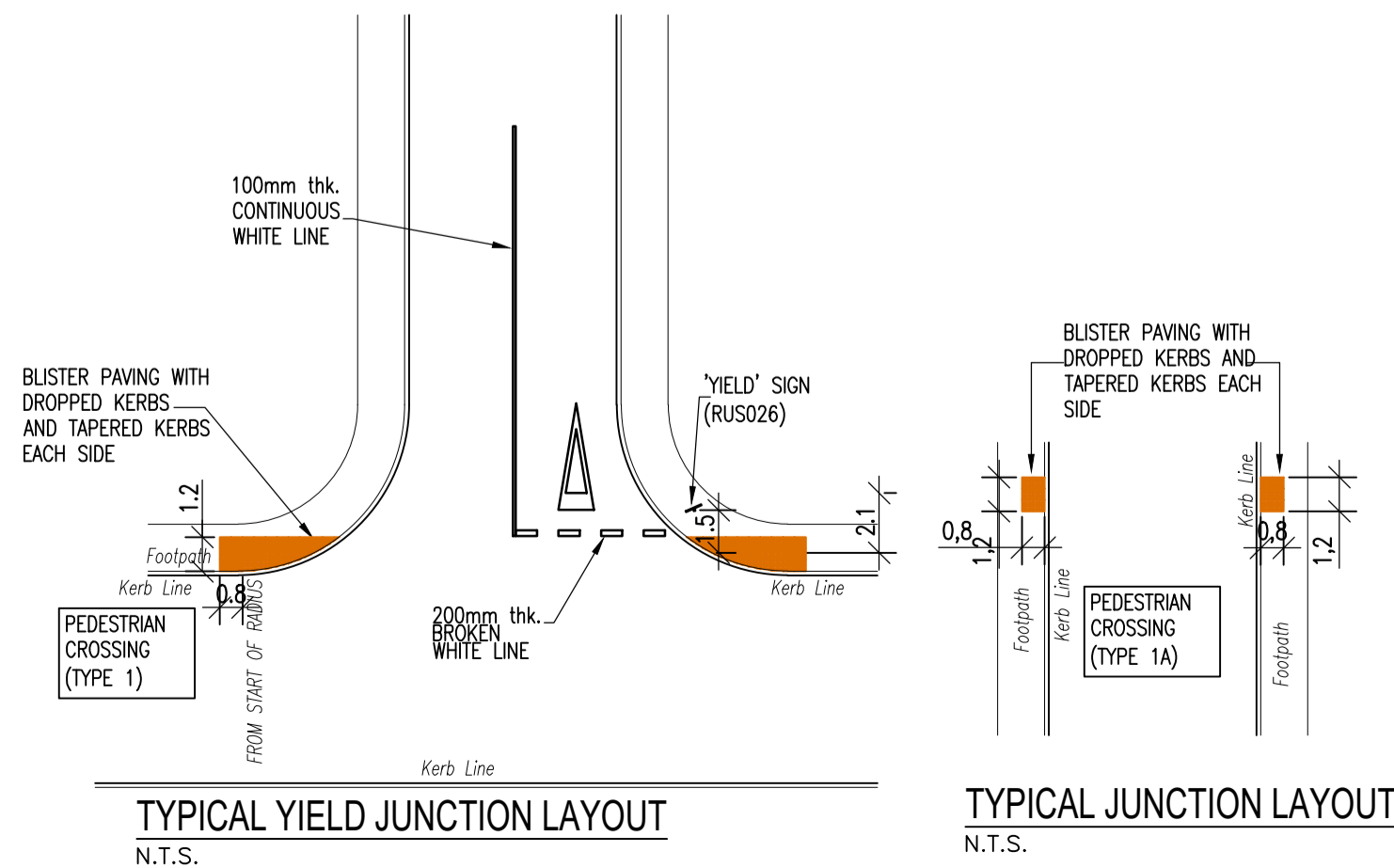


LAYOUT PLAN (Line Marking, Road Signs & Pedestrian / Cyclist Safety)

SCALE - 1:500 (A1); 1:1,000 (A3)

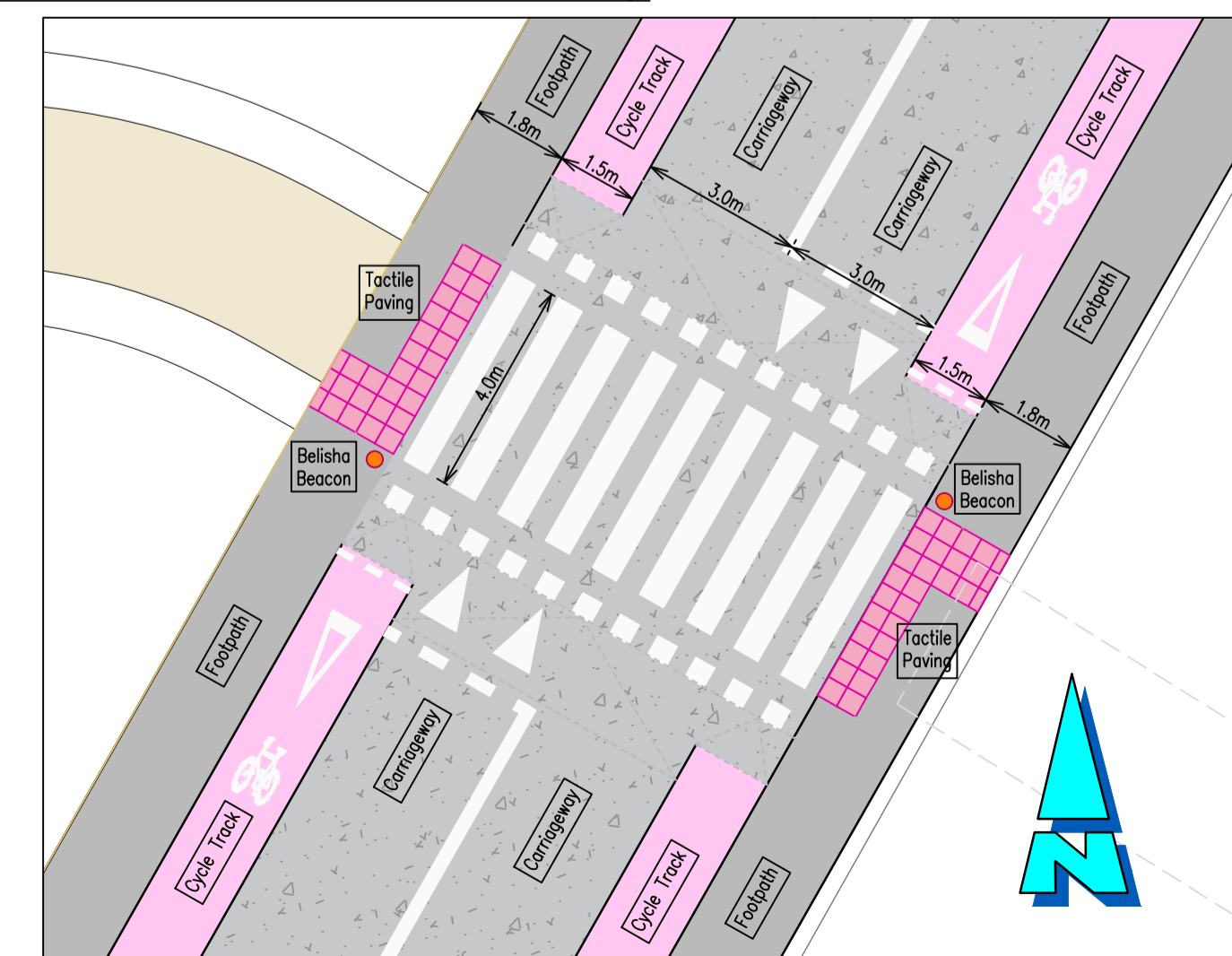
ROAD SIGNS LEGEND

- 'YIELD' SIGN (Ref. RUS026)
- '30km/h' SIGN (Ref. RUS044)
- 'RAMP AHEAD' SIGN (Ref. W130)



LAYOUT PLAN (Fire Tender & Refuse Vehicle)

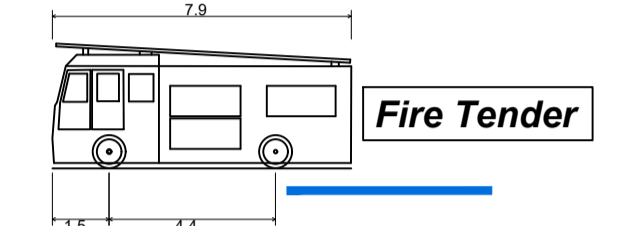
SCALE - 1:500 (A1); 1:1,000 (A3)



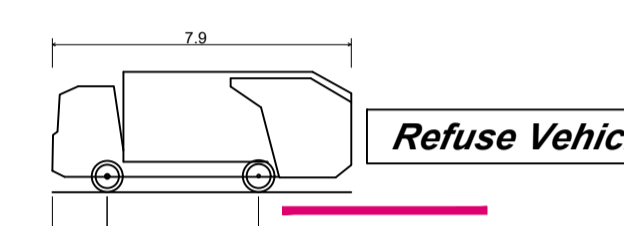
LAYOUT A SCALE - 1:125 (A1); 1:250 (A3)
(COMBINED ZEBRA CROSSING ARRANGEMENT)
For Full Details See Drawing No. P862_P1

Health and Safety:

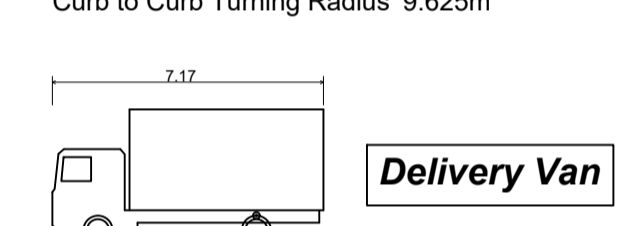
- THIS DRAWING TO BE READ IN CONJUNCTION WITH ALL OTHER RELEVANT DRAWINGS, THE SPECIFICATION AND THE SAFETY AND HEALTH PLAN.
- THE APPOINTMENT OF THE PROJECT SUPERVISOR DESIGN PROCESS IS THE CLIENT'S RESPONSIBILITY.
- TEMPORARY WORKS PROPOSALS AND/OR METHOD STATEMENTS TO BE SUBMITTED TO THE PSPF AND THE PSCS FOR WORKS WHICH INVOLVE PARTICULAR RISKS.
- Notes:**
- NO PART OF THIS DRAWING MAY BE REPRODUCED OR TRANSMITTED IN ANY FORM OR STORED IN ANY RETRIEVAL SYSTEM OF ANY NATURE WITHOUT THE WRITTEN PERMISSION OF MALONE O'REGAN CONSULTING ENGINEERS AS COPYRIGHT HOLDER EXCEPT AS AGREED FOR USE ON THE PROJECT FOR WHICH THE DRAWING WAS ORIGINALLY ISSUED.
 - THE APPOINTMENT OF THE PROJECT SUPERVISOR DESIGN PROCESS IS THE CLIENT'S RESPONSIBILITY.
 - ALL DIMENSIONS IN mm UNLESS NOTED OTHERWISE.
 - THE CONTRACTOR SHALL CHECK ALL DIMENSIONS PRIOR TO COMMENCEMENT OF CONSTRUCTION. DISCREPANCIES SHALL BE REPORTED TO THIS OFFICE IN WRITING.
 - THIS DRAWING TO BE READ IN ACCORDANCE WITH ALL RELEVANT ENGINEERS' DRAWINGS AND SPECIFICATIONS.



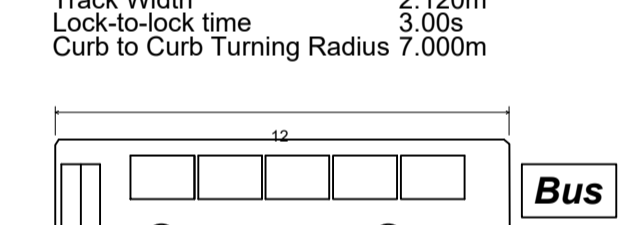
Pumping Appliance	7.900m
Overall Length	7.900m
Overall Width	2.500m
Overall Body Height	3.300m
Min Body Ground Clearance	0.140m
Track Width	2.500m
Lock-to-lock time	4.00s
Curb to Curb Turning Radius	7.750m



DB32 Refuse Vehicle	7.900m
Overall Length	7.900m
Overall Width	2.400m
Overall Body Height	3.153m
Min Body Ground Clearance	0.388m
Max Track Width	2.400m
Lock-to-lock time	3.00s
Curb to Curb Turning Radius	9.625m



FTA Design 7.5 Tonne Rigid Vehicle (2016)	7.170m
Overall Length	7.170m
Overall Width	2.300m
Overall Body Height	3.580m
Min Body Ground Clearance	0.375m
Track Width	2.120m
Lock-to-lock time	3.00s
Curb to Curb Turning Radius	7.000m



'Standard' Rigid Bus	12.000m
Overall Length	12.000m
Overall Width	2.550m
Overall Body Height	3.069m
Min Body Ground Clearance	0.309m
Track Width	2.350m
Lock-to-lock time	4.00s
Wall to Wall Turning Radius	10.771m

VEHICLE PROFILES

Rev.	Description	Date	Drawn	Chkd	Appr
P1	PLANNING APPLICATION	19.01.'24	GL	CC	COB
P	PLANNING APPLICATION	20.09.'23	GL	JK	COB

THIS DRAWING TO BE USED FOR PLANNING PURPOSES ONLY

ADR MALONE O'REGAN CONSULTING ENGINEERS

3-4 Canada Street
Waterford
Co. Waterford.
X91 V52K

Tel: +353 51 876 855
Email: waterford@morco.ie
Web: www.maloneyregan.com

Offices also in:
DUBLIN : Tel: +353 1 260 2655 Email: dublin@morco.ie
GALWAY: Tel: +353 91 531 069 Email: galway@morco.ie
LONDON: Tel: +44 208 5281685 Email: london@morco.ie

Client: **NOEL FRISBY CONSTRUCTION LTD.**

Job: **STUDENT ACCOMMODATION AT CORK ROAD, WATERFORD.**

Drawing: **GENERAL ARRANGEMENT - VEHICLE ACCESS LAYOUT**

Job No	Drw No	Stage	Revision	Scale
W22076	P859	PL	P1	A1 1:500 A3 1:1,000