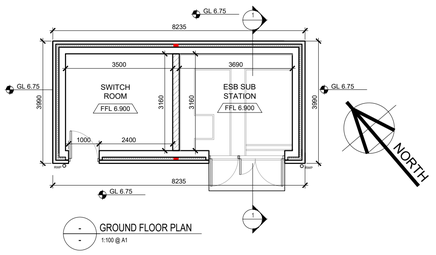

GROUND FLOOR PLAN
1:100 @ A1

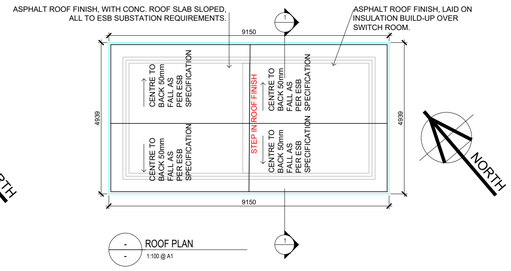

ROOF PLAN
1:100 @ A1

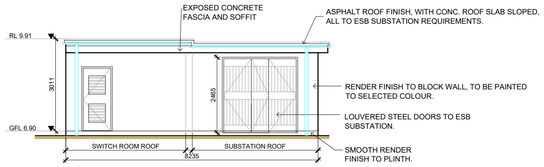

FRONT (SOUTH-WEST) ELEVATION
1:100 @ A1

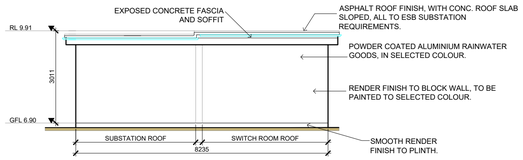

REAR (NORTH-EAST) ELEVATION
1:100 @ A1

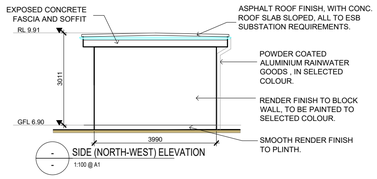

SIDE (NORTH-WEST) ELEVATION
1:100 @ A1

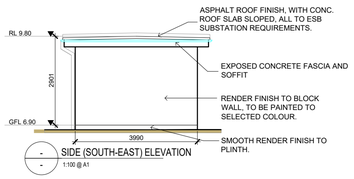

SIDE (SOUTH-EAST) ELEVATION
1:100 @ A1

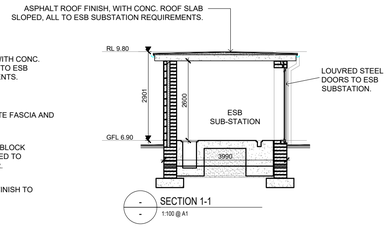

SECTION 1-1
1:100 @ A1

IMPORTANT NOTE;
Work to figured dimensions only - do not scale print. All setting out dimensions to be checked and confirmed on site prior to commencement of work. Any inaccuracies should be brought to the attention of the architect. If in doubt - ask! All construction methods, materials, services and installations to be in accordance with all Irish Building Regulations and codes of practice at the time of construction. All sub-contractors are ultimately responsible for ensuring compliance with the regulations within their own trade.
This drawing is copyright to Fewer Harrington & Partners.

NOTES

OS MAP REFERENCE INDEX
1:1,000 | 5701-09
1:1,000 | 5701-10
1:1,000 | 5701-14
1:1,000 | 5701-15

NOTE ON DRAINAGE
PLEASE REFER TO ENGINEER DRAWINGS FOR ALL FOUL, SURFACE AND WATERMAIN DETAILS

NOTE ON LOCATION
PLEASE REFER TO DRAWING PP-1.01 FOR LOCATION OF ESB SUBSTATION AND SWITCH ROOM

NOTE ON NORTH POINT
PLEASE SEE DIRECTION OF NORTH POINT ON THIS LAYOUT

DATE	REVISIONS TO DRAWING	By

STAGE
LRD PLANNING

Fewer Harrington & Partners
architects, planners + project managers
Studio 14, The Atrium, Maritana Gate, Canada St., Waterford, Ireland
Tel. +353-51-876991 Fax. +353-51-879676 E-mail. waterford@fhp-architects.com

PROJECT
PROPOSED STUDENT ACCOMMODATION AT CORK ROAD, WATERFORD FOR NOEL FRISBY CONSTRUCTION LTD

DRAWING
PROPOSED ESB SUBSTATION AND SWITCH ROOM

DRAWN	DATE	CAD
WW	JAN 2024	JOB No. 22032
SCALE @ A1 1:100		DWG No. PP-2.22
SCALE @ A3 1:200		